

OFFROAD TRUCKS AUSTRALIA



www.offroadtrucks.com.au



New to Australia in 2013, the Tatra "Phoenix" range with a modern ergonomic cabin with superior comfort, as well as increased GVM to 50t (8x8) and a more powerful engine.

Introduction

- It drives through places, where others sink
- Extreme toughness of frame extends superstructure durability
- Operation in the hardest terrains and extreme climate conditions
- Fastest in hard terrain
- Directly air-cooled TATRA ON AIR™ engines
- Easy servicing
- Vehicle tailored to customers' needs
- Automatic Transmission Option

Located in Czech Republic, Tatra have been designing and manufacturing since 1850, originally designing cars and carriages, and then moving on to trucks in 1898.

With over 100 years of experience Tatra is one of the oldest truck manufacturers in the world.

The TATRA trucks are a result of creative brilliance and working skills of the best designers and workers in the field. The backbone frame with independently suspended swinging half-axles together with the directly air-cooled, highly reliable and powerful engine and the combined suspension system with mechanical springs and air bellows ensure such driving qualities that cannot be offered by any other vehicle.

All-wheel drive requires more parts than the usual chassis design; it brings, however, an incomparably higher number of advantages when driving through hard terrain and difficult conditions.


Simply said, TATRA trucks have a backbone to withstand any challenge. Having power literally in every wheel, any driving problem becomes superable.

During the recent years TATRA has significantly decreased the level of harmful emissions in exhaust gases. Modern, while still original, the directly air-cooled ON AIR™ engines are very environmentally friendly.



Design

- Backbone frame
- Independently suspended half-axes
- All-wheel drive with wheel reduction possibility
- Axle and inter-axle differential locks
- Mechanical injection pump
- Directly air-cooled engines
- Driving system protected by central backbone tube
- Simple diagnostics
- Lower servicing costs



The chassis with a central backbone tube is a world unique design. It was created by TATRA more than 80 years ago, and since then it has proved to be excellent in difficult operating conditions on every continent. The vehicles have successfully conquered almost every type of terrain in the world.

The construction consists of an extremely rigid backbone frame, with a central tube and swinging half axes with independent suspension.

Half-axes with independent suspension have:

- Highly effective vibration absorption
- Greater operability on heavy terrain
- Higher off-road travel speed and can be used in various operating conditions

Some new features which can now be offered to the Australian market are Allison Automatic Transmissions, as well as a new ROPS/FOPS integrated cabin which has been specifically designed to meet the safety needs of the Australian mining & drilling industries. It meets ISO 3471:2008, ISO 3449:2005 & AS 2294.1 requirements.

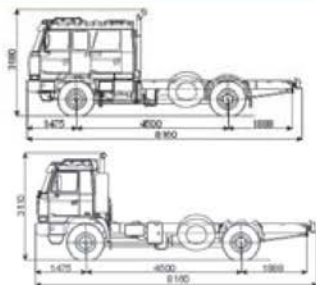


Product Range (Australia)

4x4

These trucks consist of:
Euro V Tatra air cooled engine
375 HP, 2100 NM torque
10 speed synchromesh manual gearbox
Allison 4500 Automatic Transmission (Option)

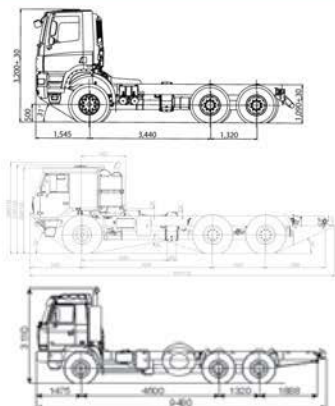
Available in:
Cab chassis
Crew cab chassis



6x6

These trucks consist of:
Euro V Tatra air cooled engine
436 HP, 2250 NM torque
10 speed synchromesh manual gearbox
Allison 4500 Automatic Transmission (Option)
ROPS/FOPS Integrated Cabin (Option)
Phoenix with Paccar motor (option)

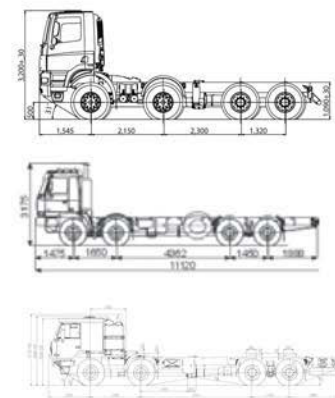
Available in:
Cab chassis
Tipper



8x8

These trucks consist of:
Euro V Tatra air cooled engine
436 HP, 2250 NM torque
10 speed synchromesh manual gearbox
Allison 4500 Automatic Transmission (Option)
ROPS/FOPS Integrated Cabin (Option)
Phoenix (option)

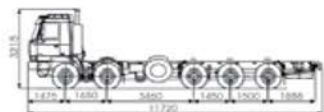
Available in:
Cab chassis
Tipper



10x10

These trucks consist of:
Euro V Tatra air cooled engine
436 HP, 2250 NM torque
10 speed synchromesh manual gearbox
Allison 4500 Automatic Transmission (Option)
ROPS/FOPS Integrated Cabin (Option)

Available in:
Cab chassis





Applications

Tatra can supply trucks to suit all sorts of applications, ranging from mining, drilling, emergency services, logging, farming and also military.

All of our trucks can be fitted out to suit your specific requirements.





cd



Head Office

25 Garnet Way
Maddington WA 6109

PO Box 342
Forrestfield WA 6058

T. +61 8 9459 8911
F. +61 8 9459 8966

Mackay

26 Heidi Street
Paget QLD 4740

M. +61 (0) 427 388 797

Hunter Valley

PO Box 125
Branxton NSW 2335

M. +61 (0) 428 054 577

E. tatra@offroadtrucks.com.au

